

2011

TIDAL PREDICTIONS

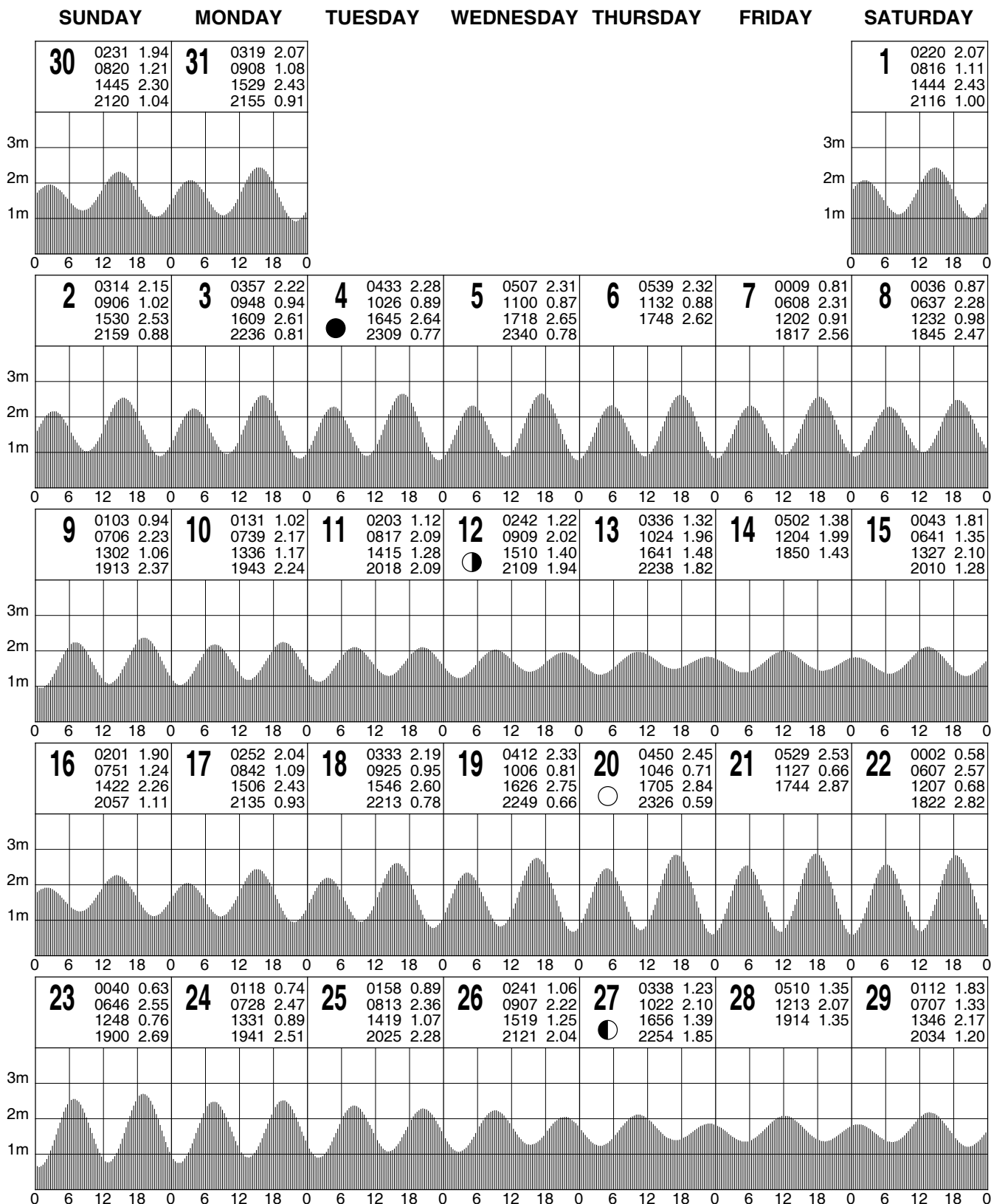
KIRIBATI – BETIO

TIDE PREDICTIONS FOR KIRIBATI – BETIO

JANUARY – 2011

LOCAL STANDARD TIME

Tide gauge zero is 3.5334 metres below KIR1



© Copyright: Commonwealth of Australia 2010, Bureau of Meteorology (ABN 92 637 533 532)

Disclaimer: These tide predictions are supplied in good faith and believed to be correct.

No warranty is given in respect to errors, omissions, or suitability for any purpose.

TIDE PREDICTIONS FOR KIRIBATI – BETIO

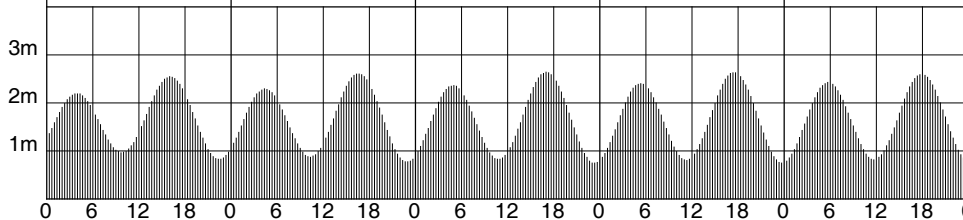
FEBRUARY – 2011

LOCAL STANDARD TIME

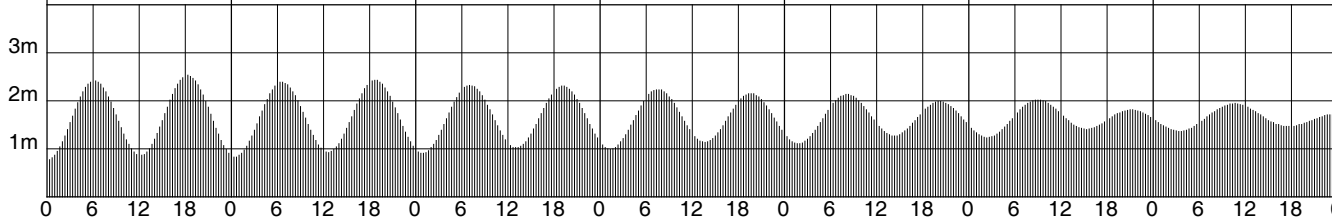
Tide gauge zero is 3.5334 metres below KIR1

SUNDAY MONDAY TUESDAY WEDNESDAY THURSDAY FRIDAY SATURDAY

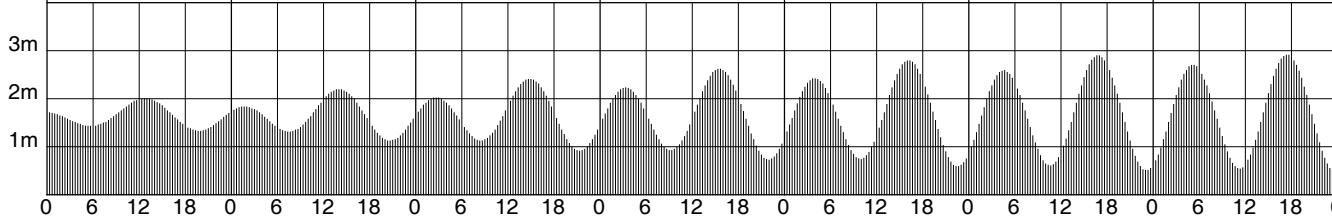
1	0355 2.19 0945 0.96 1603 2.54 2225 0.82	2	0425 2.29 1017 0.87 1633 2.61 2252 0.76	3	0452 2.36 1047 0.82 1701 2.64 2318 0.74	4	0518 2.40 1115 0.80 1728 2.63 2342 0.75	5	0544 2.42 1142 0.81 1753 2.60
----------	--	----------	--	----------	--	----------	--	----------	-------------------------------------



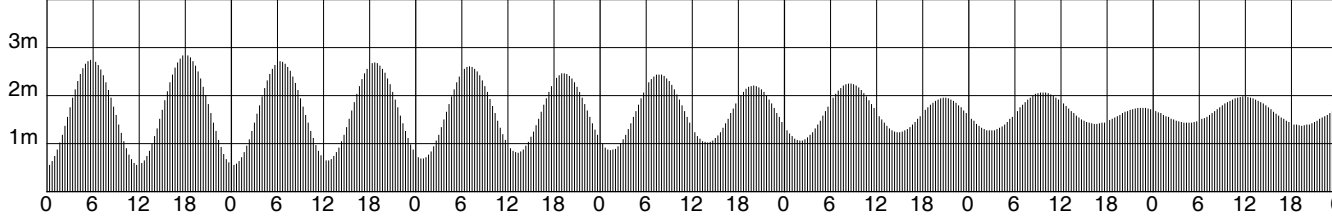
6	0006 0.78 0608 2.41 1208 0.85 1817 2.53	7	0030 0.83 0634 2.38 1236 0.92 1842 2.43	8	0054 0.90 0701 2.32 1305 1.02 1908 2.30	9	0119 0.99 0731 2.24 1337 1.13 1937 2.15	10	0148 1.10 0808 2.13 1416 1.27 2012 1.98	11	0225 1.23 0900 2.01 1517 1.40 2109 1.81	12	0325 1.36 1034 1.94 1736 1.46 2330 1.71
----------	--	----------	--	----------	--	----------	--	-----------	--	-----------	--	-----------	--



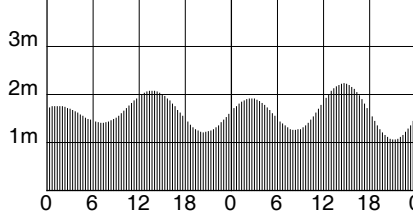
13	0539 1.42 1247 2.00 1948 1.32	14	0144 1.82 0730 1.30 1402 2.19 2040 1.12	15	0239 2.01 0829 1.12 1450 2.41 2118 0.91	16	0320 2.22 0914 0.91 1531 2.62 2155 0.72	17	0357 2.41 0954 0.73 1611 2.79 2230 0.58	18	0433 2.58 1033 0.60 1648 2.89 2305 0.49	19	0510 2.69 1113 0.53 1726 2.91 2340 0.48
-----------	-------------------------------------	-----------	--	-----------	--	-----------	--	-----------	--	-----------	--	-----------	--



20	0546 2.73 1152 0.54 1802 2.84	21	0015 0.54 0624 2.70 1231 0.64 1840 2.68	22	0051 0.67 0702 2.60 1313 0.80 1917 2.45	23	0126 0.85 0743 2.44 1357 1.01 1958 2.20	24	0203 1.05 0830 2.24 1452 1.23 2047 1.94	25	0250 1.26 0940 2.05 1631 1.40 2225 1.74	26	0429 1.43 1151 1.97 1919 1.36
-----------	-------------------------------------	-----------	--	-----------	--	-----------	--	-----------	--	-----------	--	-----------	-------------------------------------



27	0125 1.75 0709 1.40 1343 2.07 2029 1.20	28	0233 1.91 0818 1.25 1438 2.22 2107 1.05
-----------	--	-----------	--



© Copyright: Commonwealth of Australia 2010, Bureau of Meteorology (ABN 92 637 533 532)

Disclaimer: These tide predictions are supplied in good faith and believed to be correct.

No warranty is given in respect to errors, omissions, or suitability for any purpose.

TIDE PREDICTIONS FOR KIRIBATI – BETIO

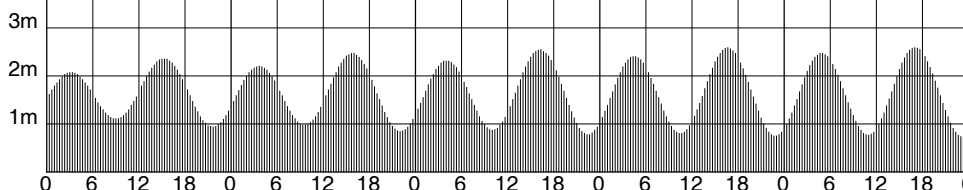
MARCH – 2011

LOCAL STANDARD TIME

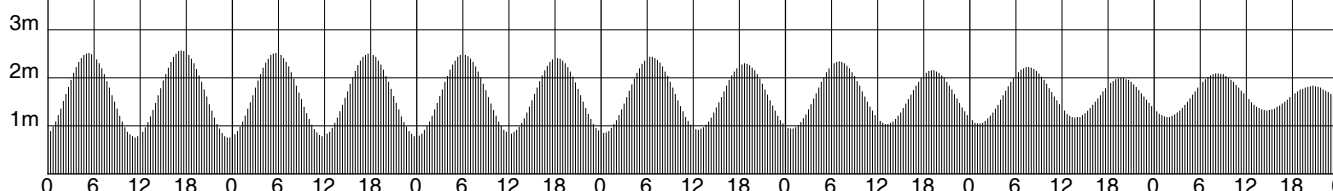
Tide gauge zero is 3.5334 metres below KIR1

SUNDAY MONDAY TUESDAY WEDNESDAY THURSDAY FRIDAY SATURDAY

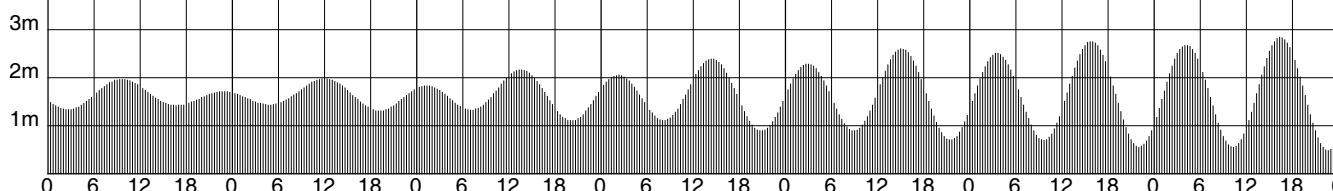
1	0311 2.06 0900 1.10 1515 2.35 2136 0.93	2	0339 2.20 0932 0.97 1545 2.46 2202 0.84	3	0404 2.31 1000 0.87 1613 2.54 2226 0.77	4	0429 2.40 1028 0.80 1637 2.58 2249 0.74	5	0452 2.46 1053 0.76 1701 2.58 2312 0.72
----------	--	----------	--	----------	--	----------	--	----------	--



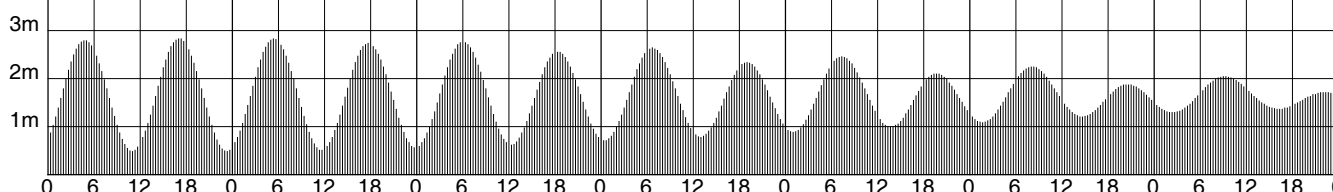
6	0515 2.50 1119 0.75 1726 2.56 2334 0.74	7	0540 2.51 1145 0.78 1750 2.50 2357 0.77	8	0605 2.48 1212 0.83 1815 2.40	9	0020 0.84 0630 2.42 1240 0.91 1841 2.29	10	0045 0.93 0700 2.33 1311 1.03 1909 2.14	11	0113 1.04 0732 2.21 1347 1.16 1943 1.98	12	0145 1.18 0815 2.08 1441 1.31 2035 1.82
----------	--	----------	--	----------	-------------------------------------	----------	--	-----------	--	-----------	--	-----------	--



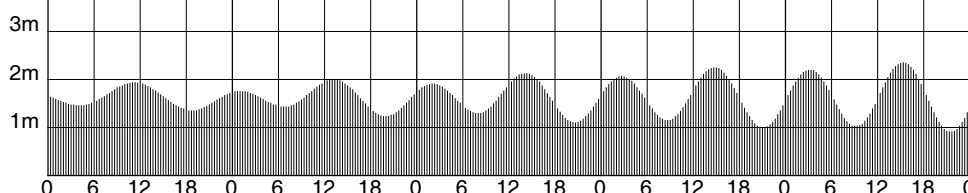
13	0236 1.33 0936 1.96 1642 1.41 2247 1.71	14	0450 1.43 1200 1.97 1909 1.30	15	0116 1.83 0704 1.32 1332 2.16 2009 1.10	16	0215 2.05 0808 1.11 1425 2.39 2050 0.88	17	0256 2.28 0854 0.88 1508 2.60 2127 0.69	18	0333 2.50 0935 0.69 1547 2.76 2202 0.55	19	0410 2.68 1015 0.55 1626 2.84 2238 0.48
-----------	--	-----------	-------------------------------------	-----------	--	-----------	--	-----------	--	-----------	--	-----------	--



20	0446 2.79 1055 0.48 1704 2.83 2314 0.48	21	0524 2.82 1134 0.51 1742 2.73 2349 0.55	22	0601 2.76 1215 0.61 1820 2.56	23	0025 0.69 0640 2.64 1257 0.78 1859 2.33	24	0100 0.88 0720 2.45 1342 0.99 1940 2.09	25	0137 1.08 0806 2.24 1438 1.20 2033 1.87	26	0224 1.29 0911 2.04 1614 1.36 2214 1.71
-----------	--	-----------	--	-----------	-------------------------------------	-----------	--	-----------	--	-----------	--	-----------	--



27	0402 1.45 1114 1.93 1845 1.34	28	0103 1.75 0645 1.42 1312 1.99 1955 1.22	29	0208 1.90 0756 1.29 1409 2.12 2033 1.09	30	0244 2.06 0837 1.14 1446 2.24 2103 0.98	31	0311 2.19 0909 1.01 1516 2.34 2129 0.90
-----------	-------------------------------------	-----------	--	-----------	--	-----------	--	-----------	--



© Copyright: Commonwealth of Australia 2010, Bureau of Meteorology (ABN 92 637 533 532)

Disclaimer: These tide predictions are supplied in good faith and believed to be correct.

No warranty is given in respect to errors, omissions, or suitability for any purpose.

TIDE PREDICTIONS FOR KIRIBATI – BETIO

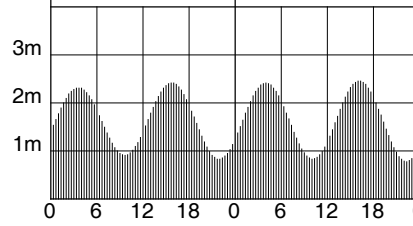
APRIL – 2011

LOCAL STANDARD TIME

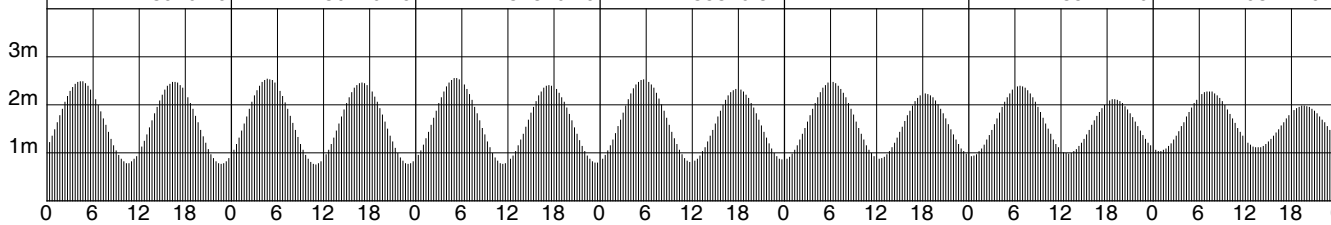
Tide gauge zero is 3.5334 metres below KIR1

SUNDAY MONDAY TUESDAY WEDNESDAY THURSDAY FRIDAY SATURDAY

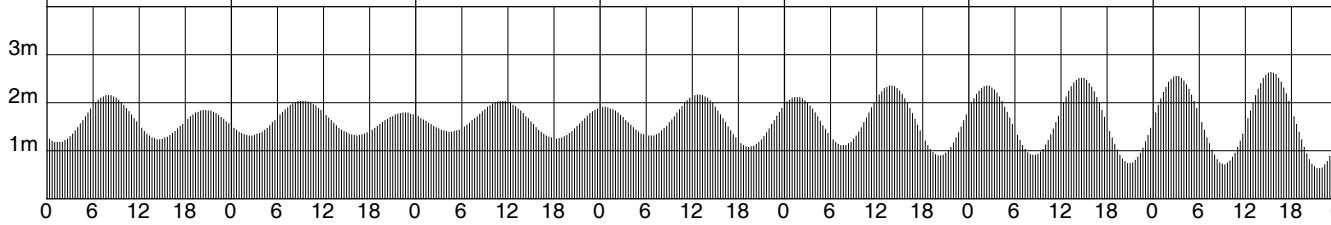
1	0335 2.31	2	0400 2.41
	0937 0.91		1004 0.83
	1544 2.41		1609 2.45
	2153 0.83		2216 0.78



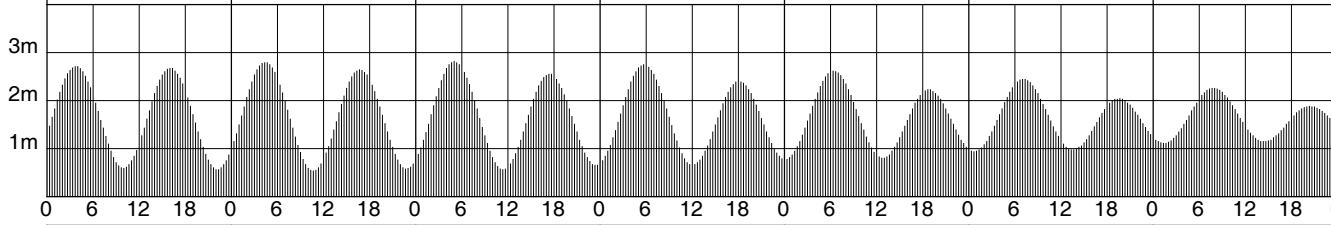
3	0423 2.48 1030 0.78 1634 2.47 2239 0.76	4	0447 2.53 1057 0.75 1700 2.45 2302 0.76	5	0513 2.54 1124 0.76 1726 2.40 2328 0.79	6	0539 2.52 1152 0.80 1753 2.32 2353 0.84	7	0607 2.47 1221 0.87 1821 2.22	8	0020 0.92 0638 2.38 1255 0.97 1854 2.10	9	0051 1.03 0714 2.27 1335 1.10 1934 1.97
----------	--	----------	--	----------	--	----------	--	----------	-------------------------------------	----------	--	----------	--



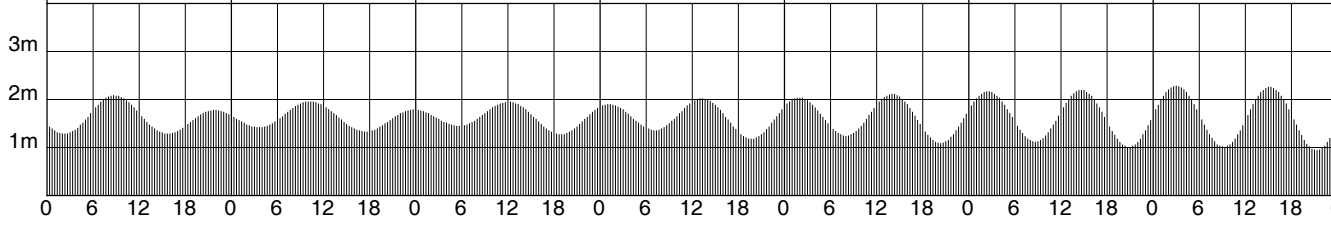
10	0130 1.17 0800 2.15 1433 1.23 2036 1.84	11	0230 1.31 0916 2.03 1617 1.31 2233 1.78	12	0429 1.39 1116 2.02 1816 1.24	13	0032 1.90 0628 1.30 1251 2.16 1926 1.07	14	0138 2.11 0738 1.10 1351 2.35 2013 0.89	15	0224 2.34 0829 0.89 1439 2.51 2054 0.73	16	0305 2.55 0914 0.71 1522 2.63 2132 0.61
-----------	--	-----------	--	-----------	-------------------------------------	-----------	--	-----------	--	-----------	--	-----------	--



17	0345 2.71 0956 0.58 1603 2.67 2210 0.56	18	0423 2.79 1038 0.53 1644 2.64 2248 0.57	19	0502 2.81 1120 0.55 1724 2.54 2326 0.65	20	0542 2.74 1202 0.65 1805 2.40	21	0003 0.77 0623 2.61 1246 0.80 1847 2.22	22	0043 0.93 0704 2.44 1333 0.97 1932 2.04	23	0123 1.11 0750 2.25 1428 1.14 2027 1.88
-----------	--	-----------	--	-----------	--	-----------	-------------------------------------	-----------	--	-----------	--	-----------	--



24	0214 1.28 0847 2.08 1542 1.28 2148 1.77	25	0333 1.41 1014 1.95 1728 1.32 2347 1.78	26	0537 1.44 1201 1.94 1853 1.27	27	0112 1.89 0709 1.35 1315 2.01 1943 1.18	28	0157 2.03 0800 1.23 1402 2.10 2018 1.08	29	0230 2.16 0838 1.11 1439 2.19 2048 1.00	30	0300 2.28 0910 1.00 1510 2.25 2115 0.93
-----------	--	-----------	--	-----------	-------------------------------------	-----------	--	-----------	--	-----------	--	-----------	--



© Copyright: Commonwealth of Australia 2010, Bureau of Meteorology (ABN 92 637 533 532)

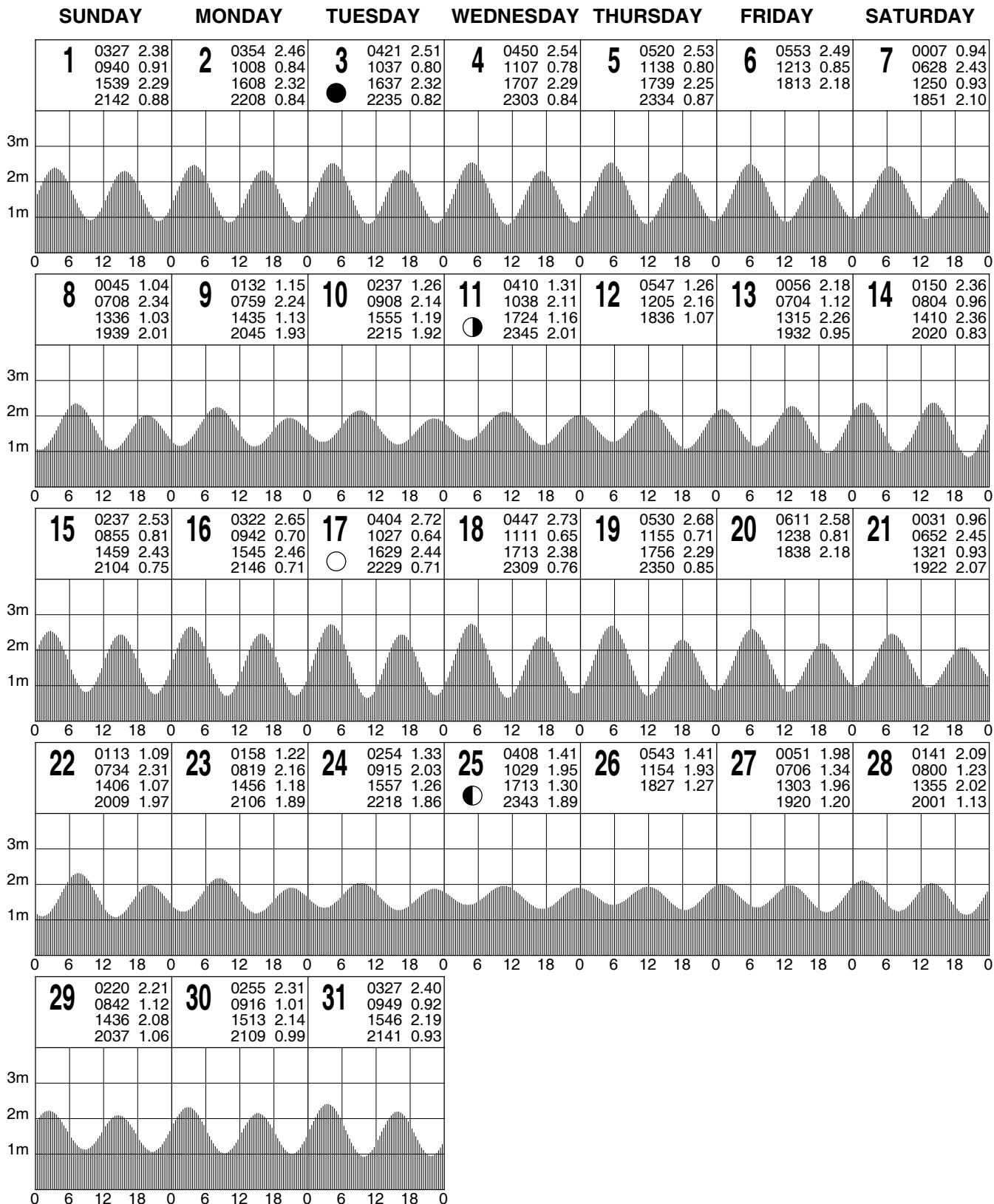
Disclaimer: These tide predictions are supplied in good faith and believed to be correct.
No warranty is given in respect to errors, omissions, or suitability for any purpose.

TIDE PREDICTIONS FOR KIRIBATI – BETIO

MAY – 2011

LOCAL STANDARD TIME

Tide gauge zero is 3.5334 metres below KIR1



© Copyright: Commonwealth of Australia 2010, Bureau of Meteorology (ABN 92 637 533 532)

Disclaimer: These tide predictions are supplied in good faith and believed to be correct.

No warranty is given in respect to errors, omissions, or suitability for any purpose.

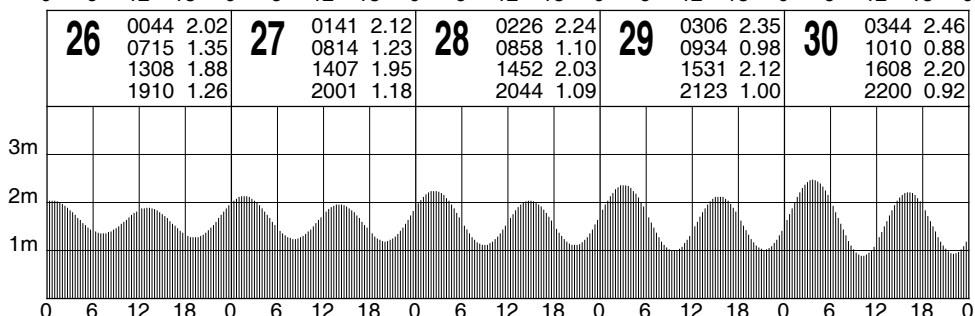
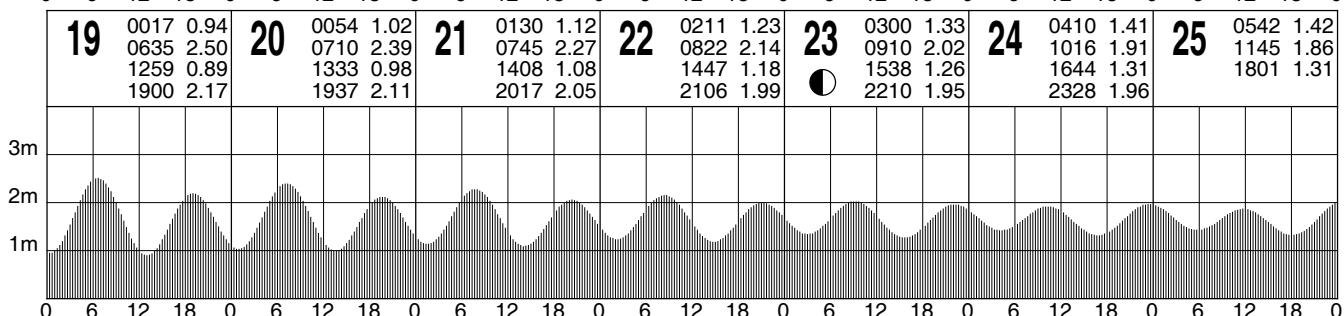
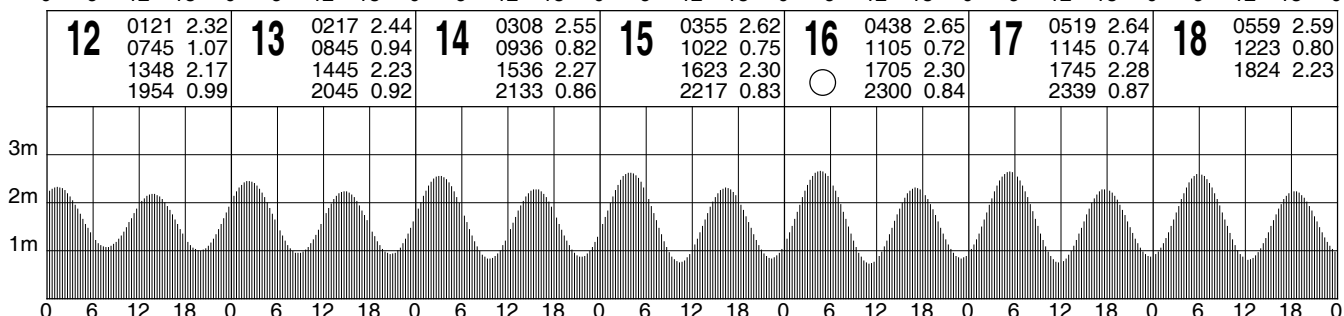
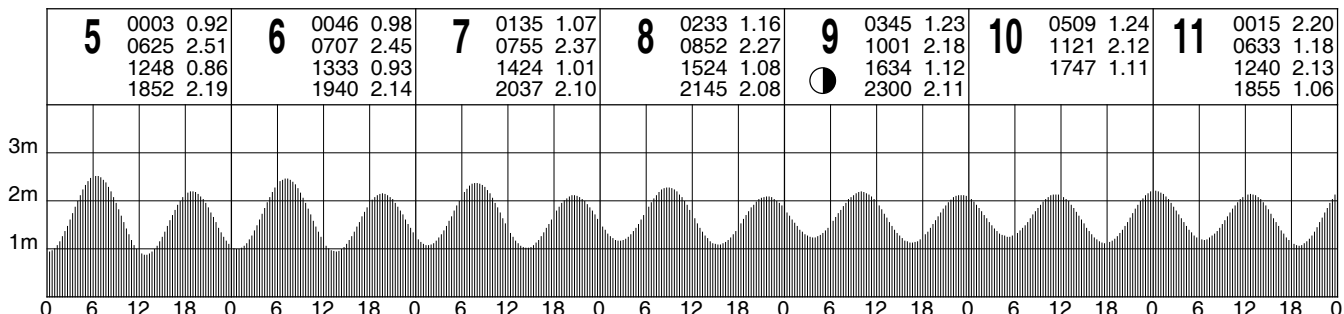
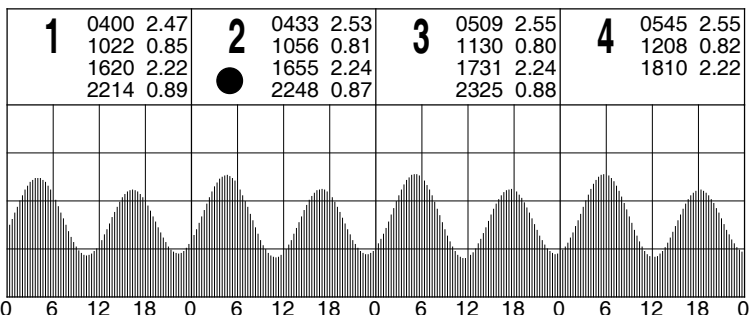
TIDE PREDICTIONS FOR KIRIBATI – BETIO

JUNE – 2011

LOCAL STANDARD TIME

Tide gauge zero is 3.5334 metres below KIR1

SUNDAY MONDAY TUESDAY WEDNESDAY THURSDAY FRIDAY SATURDAY



© Copyright: Commonwealth of Australia 2010, Bureau of Meteorology (ABN 92 637 533 532)

Disclaimer: These tide predictions are supplied in good faith and believed to be correct.

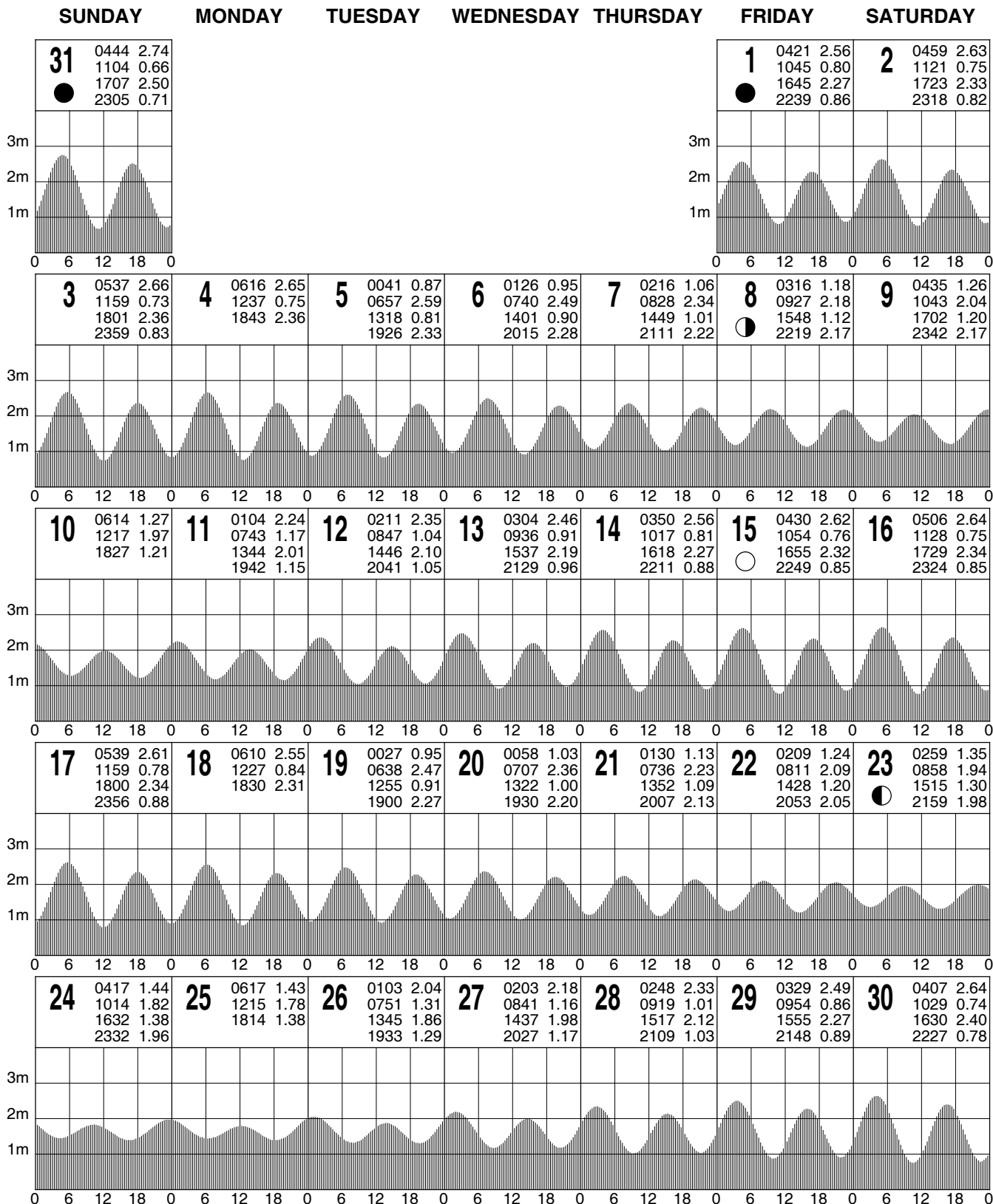
No warranty is given in respect to errors, omissions, or suitability for any purpose.

TIDE PREDICTIONS FOR KIRIBATI – BETIO

JULY – 2011

LOCAL STANDARD TIME

Tide gauge zero is 3.5334 metres below KIR1



© Copyright: Commonwealth of Australia 2010, Bureau of Meteorology (ABN 92 637 533 532)

Disclaimer: These tide predictions are supplied in good faith and believed to be correct.

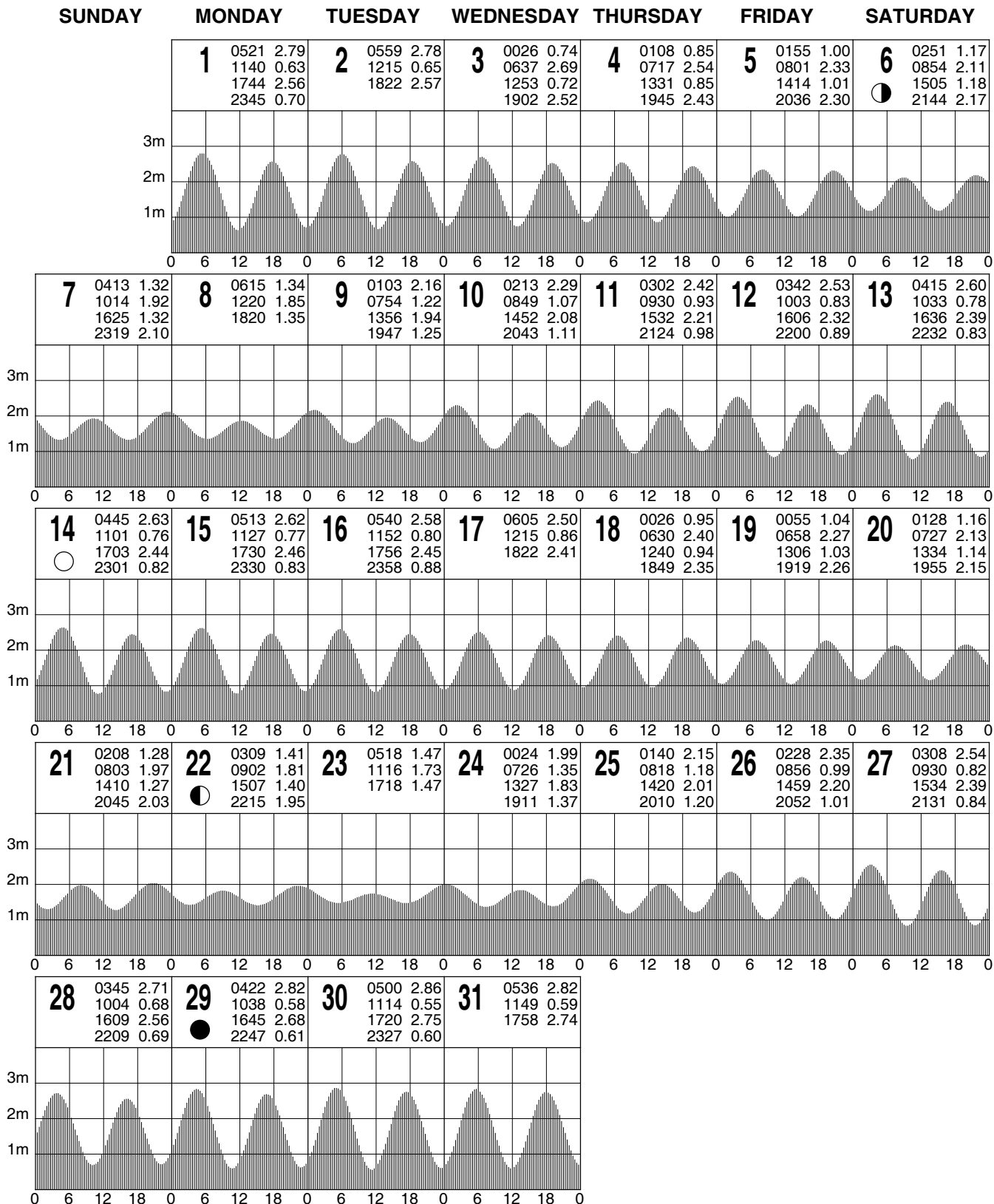
No warranty is given in respect to errors, omissions, or suitability for any purpose.

TIDE PREDICTIONS FOR KIRIBATI – BETIO

AUGUST – 2011

LOCAL STANDARD TIME

Tide gauge zero is 3.5334 metres below KIR1



© Copyright: Commonwealth of Australia 2010, Bureau of Meteorology (ABN 92 637 533 532)

Disclaimer: These tide predictions are supplied in good faith and believed to be correct.

No warranty is given in respect to errors, omissions, or suitability for any purpose.

TIDE PREDICTIONS FOR KIRIBATI – BETIO

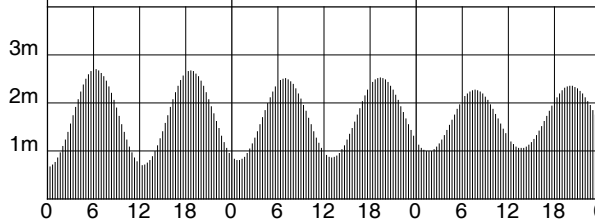
SEPTEMBER – 2011

LOCAL STANDARD TIME

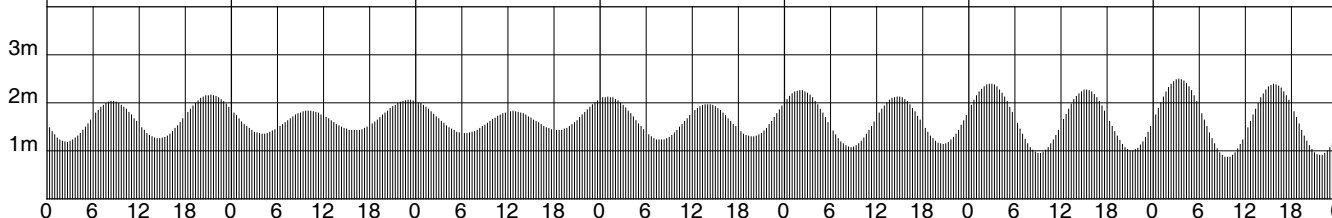
Tide gauge zero is 3.5334 metres below KIR1

SUNDAY MONDAY TUESDAY WEDNESDAY THURSDAY FRIDAY SATURDAY

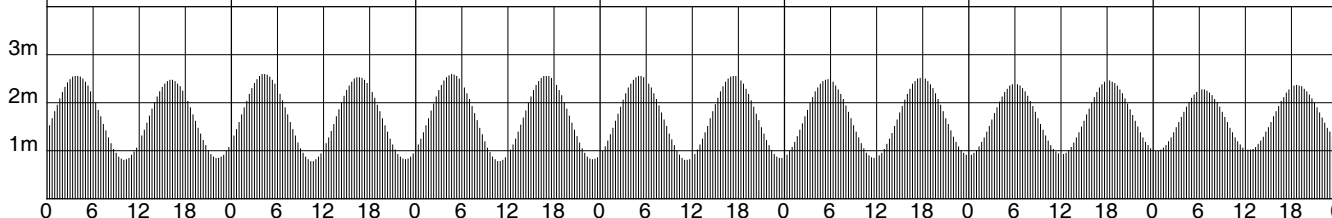
1	0007 0.66 0615 2.69 1225 0.69 1837 2.66	2	0049 0.79 0655 2.50 1302 0.85 1918 2.52	3	0135 0.98 0737 2.26 1342 1.04 2007 2.34
----------	--	----------	--	----------	--



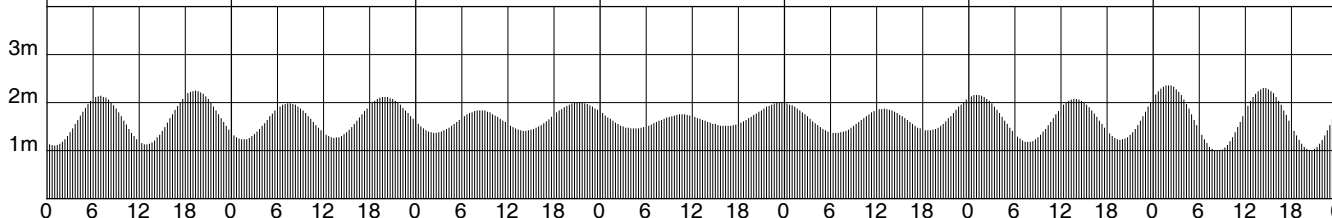
4	0231 1.18 0831 2.02 1431 1.25 2114 2.16	5	0403 1.35 1003 1.82 1602 1.42 2307 2.05	6	0626 1.36 1239 1.82 1828 1.42	7	0102 2.12 0750 1.22 1400 1.96 1948 1.28	8	0206 2.26 0836 1.07 1444 2.12 2035 1.13	9	0249 2.39 0910 0.95 1516 2.26 2111 1.00	10	0322 2.49 0939 0.86 1545 2.38 2142 0.90
----------	--	----------	--	----------	-------------------------------------	----------	--	----------	--	----------	--	-----------	--



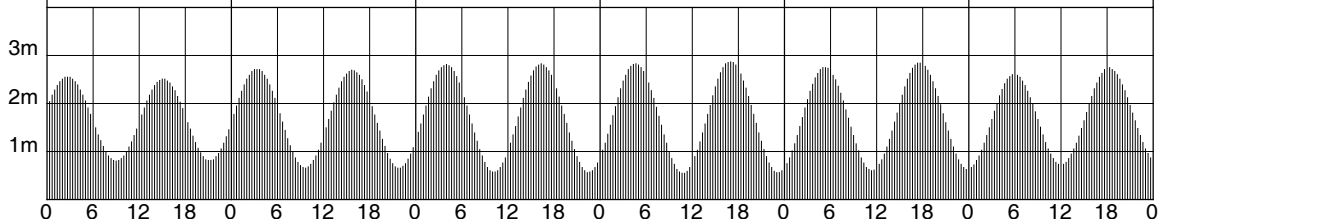
11	0351 2.56 1005 0.80 1610 2.47 2211 0.84	12	0418 2.59 1030 0.78 1634 2.52 2238 0.81	13	0444 2.58 1053 0.77 1659 2.55 2304 0.81	14	0509 2.54 1116 0.80 1724 2.55 2330 0.84	15	0534 2.48 1140 0.84 1749 2.52 2358 0.89	16	0600 2.38 1203 0.91 1815 2.45	17	0026 0.98 0626 2.26 1229 1.00 1844 2.36
-----------	--	-----------	--	-----------	--	-----------	--	-----------	--	-----------	-------------------------------------	-----------	--



18	0057 1.09 0655 2.13 1255 1.12 1915 2.24	19	0134 1.22 0730 1.98 1327 1.25 1958 2.11	20	0228 1.36 0824 1.83 1415 1.40 2115 1.99	21	0427 1.45 1035 1.74 1627 1.50 2333 1.99	22	0643 1.35 1256 1.86 1842 1.41	23	0106 2.15 0744 1.17 1352 2.06 1945 1.21	24	0159 2.35 0824 0.98 1431 2.29 2030 1.00
-----------	--	-----------	--	-----------	--	-----------	--	-----------	-------------------------------------	-----------	--	-----------	--



25	0241 2.55 0900 0.80 1507 2.51 2110 0.80	26	0319 2.71 0934 0.65 1543 2.69 2149 0.65	27	0358 2.81 1010 0.56 1619 2.82 2229 0.56	28	0436 2.82 1045 0.54 1656 2.87 2309 0.55	29	0515 2.75 1122 0.60 1734 2.84 2350 0.63	30	0555 2.61 1159 0.72 1815 2.74
-----------	--	-----------	--	-----------	--	-----------	--	-----------	--	-----------	-------------------------------------



© Copyright: Commonwealth of Australia 2010, Bureau of Meteorology (ABN 92 637 533 532)

Disclaimer: These tide predictions are supplied in good faith and believed to be correct.

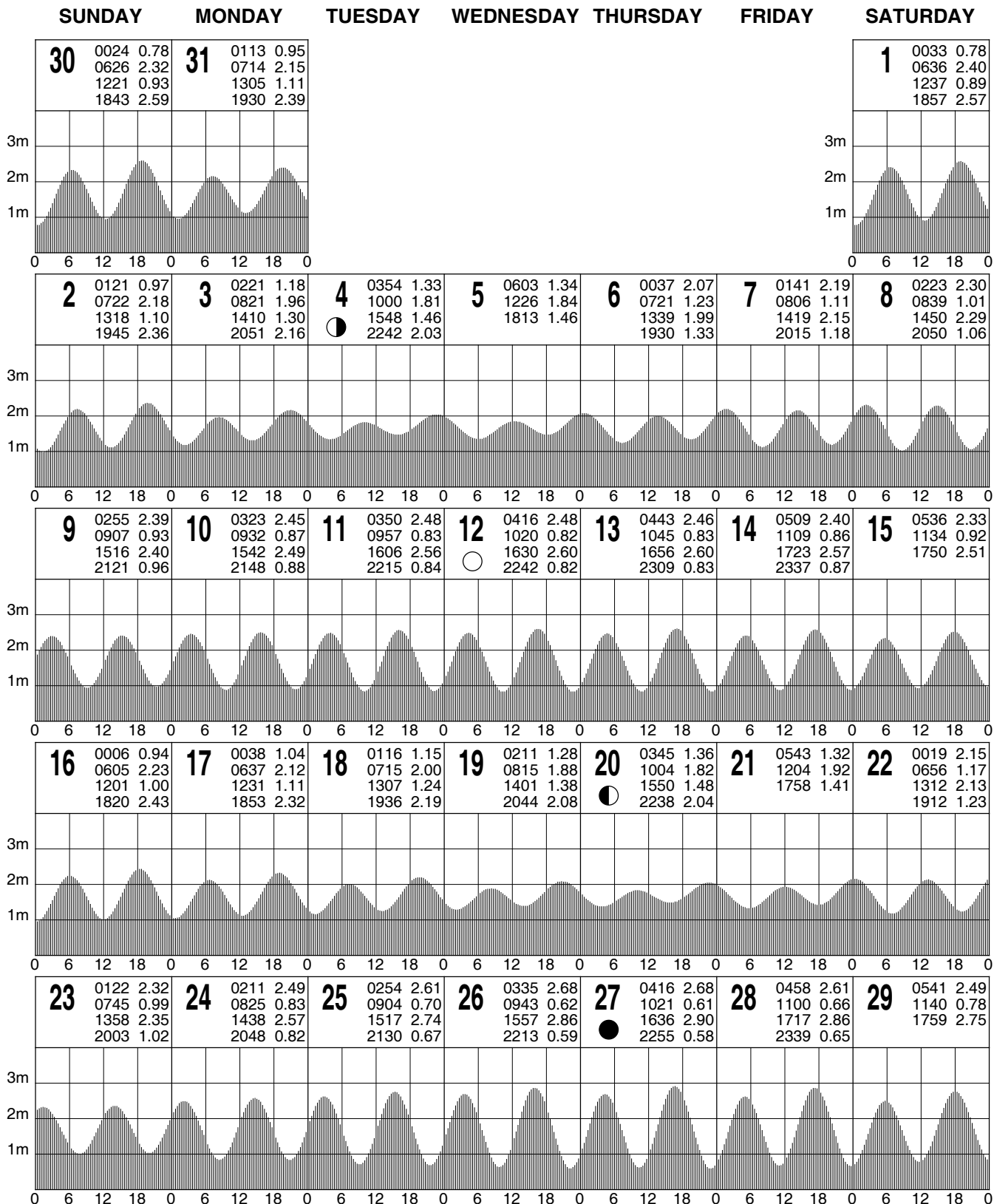
No warranty is given in respect to errors, omissions, or suitability for any purpose.

TIDE PREDICTIONS FOR KIRIBATI – BETIO

OCTOBER – 2011

LOCAL STANDARD TIME

Tide gauge zero is 3.5334 metres below KIR1



© Copyright: Commonwealth of Australia 2010, Bureau of Meteorology (ABN 92 637 533 532)

Disclaimer: These tide predictions are supplied in good faith and believed to be correct.

No warranty is given in respect to errors, omissions, or suitability for any purpose.

TIDE PREDICTIONS FOR KIRIBATI – BETIO

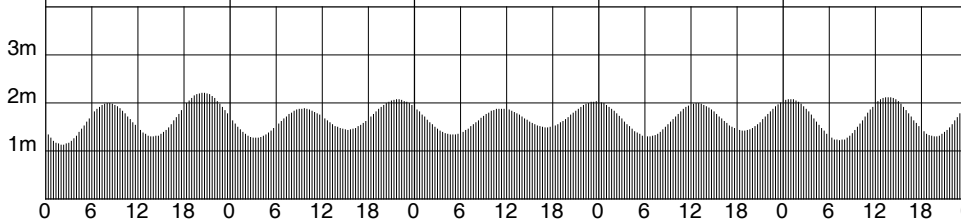
NOVEMBER – 2011

LOCAL STANDARD TIME

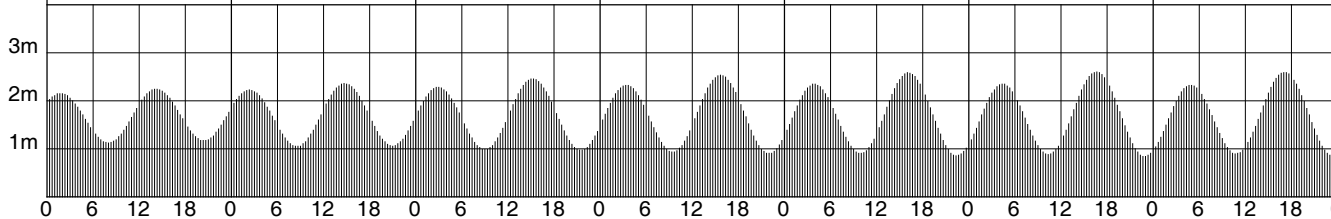
Tide gauge zero is 3.5334 metres below KIR1

SUNDAY MONDAY TUESDAY WEDNESDAY THURSDAY FRIDAY SATURDAY

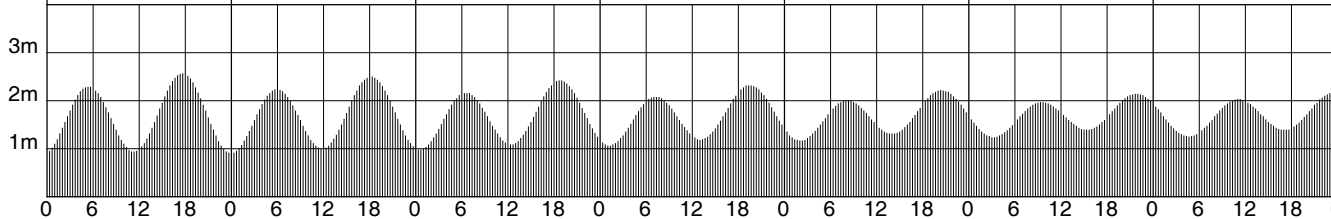
1	0209 1.12 0812 1.99 1359 1.29 2029 2.20	2	0322 1.26 0931 1.88 1516 1.43 2149 2.06	3	0458 1.32 1122 1.87 1712 1.48 2333 2.02	4	0626 1.29 1249 1.98 1848 1.41	5	0053 2.07 0720 1.21 1340 2.11 1945 1.29
----------	--	----------	--	----------	--	----------	-------------------------------------	----------	--



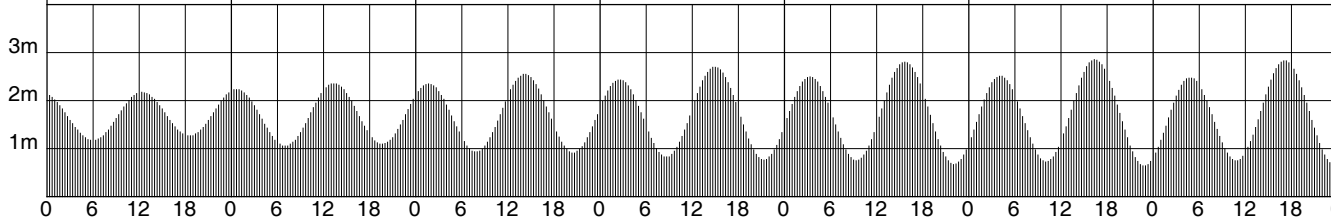
6	0145 2.15 0800 1.12 1415 2.24 2025 1.17	7	0223 2.22 0831 1.05 1445 2.36 2059 1.06	8	0255 2.28 0900 0.98 1514 2.45 2129 0.97	9	0325 2.32 0926 0.93 1541 2.53 2157 0.90	10	0354 2.34 0952 0.89 1608 2.58 2225 0.85	11	0423 2.34 1019 0.88 1636 2.60 2254 0.84	12	0452 2.32 1047 0.89 1705 2.59 2324 0.85
----------	--	----------	--	----------	--	----------	--	-----------	--	-----------	--	-----------	--



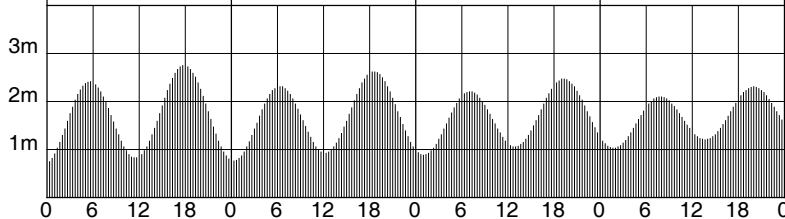
13	0523 2.28 1116 0.93 1736 2.56 2356 0.90	14	0555 2.23 1148 0.99 1808 2.49	15	0030 0.97 0630 2.15 1223 1.07 1845 2.41	16	0111 1.06 0714 2.07 1305 1.18 1929 2.31	17	0202 1.16 0811 2.00 1400 1.30 2027 2.21	18	0311 1.23 0931 1.96 1521 1.38 2149 2.14	19	0438 1.24 1104 2.02 1704 1.38 2322 2.15
-----------	--	-----------	-------------------------------------	-----------	--	-----------	--	-----------	--	-----------	--	-----------	--



20	0559 1.17 1223 2.17 1831 1.26	21	0040 2.23 0700 1.05 1322 2.35 1936 1.08	22	0141 2.34 0752 0.93 1412 2.54 2030 0.91	23	0232 2.43 0838 0.82 1457 2.70 2117 0.76	24	0319 2.49 0921 0.75 1541 2.80 2203 0.67	25	0405 2.51 1004 0.72 1624 2.85 2248 0.64	26	0449 2.48 1047 0.74 1707 2.83 2333 0.67
-----------	-------------------------------------	-----------	--	-----------	--	-----------	--	-----------	--	-----------	--	-----------	--



27	0534 2.41 1130 0.81 1750 2.75	28	0017 0.76 0618 2.31 1212 0.92 1832 2.62	29	0101 0.88 0703 2.20 1255 1.05 1915 2.46	30	0145 1.02 0750 2.09 1340 1.20 1959 2.29
-----------	-------------------------------------	-----------	--	-----------	--	-----------	--



© Copyright: Commonwealth of Australia 2010, Bureau of Meteorology (ABN 92 637 533 532)

Disclaimer: These tide predictions are supplied in good faith and believed to be correct.

No warranty is given in respect to errors, omissions, or suitability for any purpose.

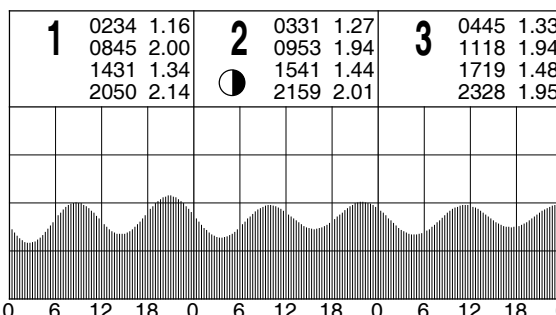
TIDE PREDICTIONS FOR KIRIBATI – BETIO

DECEMBER – 2011

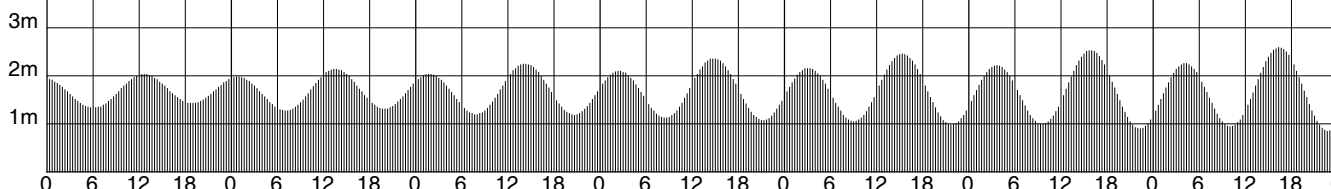
LOCAL STANDARD TIME

Tide gauge zero is 3.5334 metres below KIR1

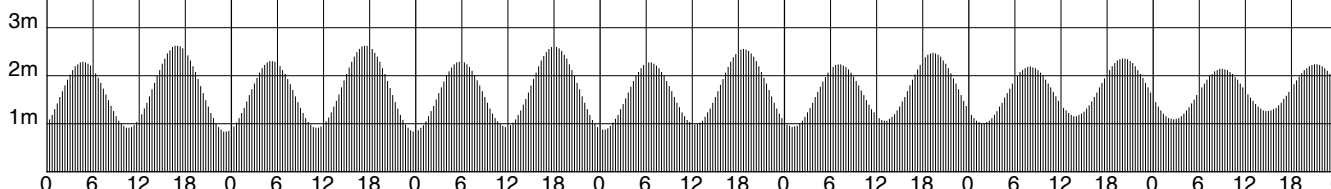
SUNDAY MONDAY TUESDAY WEDNESDAY THURSDAY FRIDAY SATURDAY



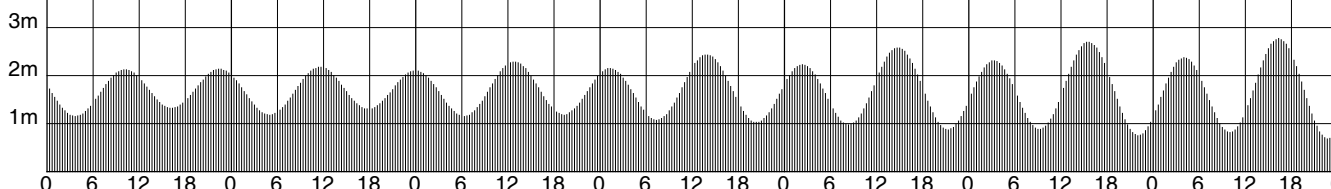
4	0604 1.32 1237 2.02 1856 1.42	5	0048 1.97 0706 1.27 1331 2.13 1956 1.30	6	0145 2.03 0751 1.19 1413 2.25 2038 1.18	7	0229 2.09 0829 1.11 1448 2.35 2113 1.07	8	0305 2.15 0901 1.04 1520 2.45 2144 0.97	9	0339 2.21 0932 0.98 1552 2.52 2215 0.89	10	0411 2.25 1003 0.93 1623 2.58 2245 0.84
----------	-------------------------------------	----------	--	----------	--	----------	--	----------	--	----------	--	-----------	--



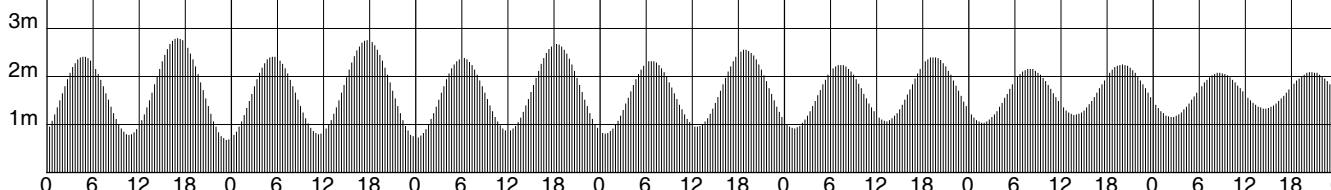
11	0443 2.28 1035 0.90 1656 2.61 2316 0.82	12	0515 2.29 1109 0.90 1729 2.62 2350 0.83	13	0550 2.29 1144 0.92 1803 2.60	14	0026 0.86 0627 2.26 1222 0.97 1840 2.54	15	0104 0.92 0708 2.22 1304 1.05 1920 2.46	16	0147 1.00 0757 2.18 1353 1.15 2008 2.35	17	0239 1.08 0857 2.13 1454 1.25 2109 2.23
-----------	--	-----------	--	-----------	-------------------------------------	-----------	--	-----------	--	-----------	--	-----------	--



18	0342 1.15 1010 2.12 1615 1.32 2228 2.13	19	0459 1.18 1132 2.17 1749 1.30 2357 2.10	20	0616 1.15 1249 2.28 1915 1.18	21	0117 2.14 0724 1.07 1353 2.43 2021 1.02	22	0221 2.22 0821 0.97 1446 2.58 2115 0.87	23	0315 2.31 0912 0.88 1535 2.69 2202 0.75	24	0402 2.37 0959 0.81 1619 2.77 2245 0.68
-----------	--	-----------	--	-----------	-------------------------------------	-----------	--	-----------	--	-----------	--	-----------	--



25	0446 2.40 1042 0.78 1701 2.79 2327 0.67	26	0528 2.40 1122 0.79 1741 2.75	27	0005 0.72 0606 2.37 1201 0.85 1818 2.66	28	0041 0.80 0643 2.31 1237 0.95 1852 2.54	29	0115 0.91 0718 2.23 1313 1.06 1926 2.39	30	0147 1.03 0756 2.15 1349 1.19 1959 2.24	31	0222 1.15 0838 2.06 1432 1.32 2038 2.08
-----------	--	-----------	-------------------------------------	-----------	--	-----------	--	-----------	--	-----------	--	-----------	--



© Copyright: Commonwealth of Australia 2010, Bureau of Meteorology (ABN 92 637 533 532)

Disclaimer: These tide predictions are supplied in good faith and believed to be correct.

No warranty is given in respect to errors, omissions, or suitability for any purpose.